

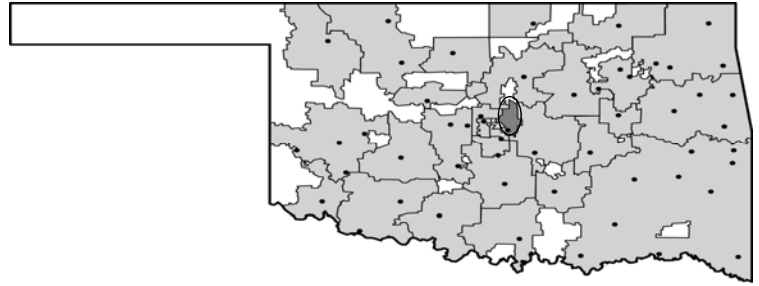
# EASTERN OKLAHOMA TECHNOLOGY CENTER PROFILE

Oklahoma's CareerTech Districts: Eastern Oklahoma County Technology Center

**4601 North Choctaw Road  
Choctaw, Oklahoma 73020  
(405) 390-9591**

**Dr. Terry Underwood, Superintendent**

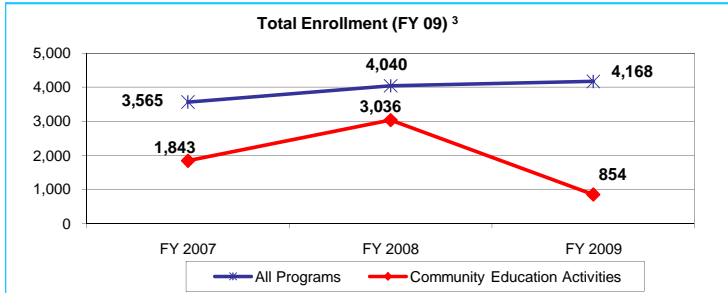
<http://www.eoctech.org/>



## DISTRICT OVERVIEW

Demographic Data <sup>3</sup> (FY 09)		
	Technology Center District Enrollment	Technology Centers Statewide Average
Caucasian	83.7%	74.0%
African American	3.6%	7.5%
Asian	0.9%	1.6%
Hispanic	2.7%	6.5%
American Indian	9.1%	10.4%
Highest Educational Level for Adults Age 25+		
College Degree	25.5%	24.1%
H.S. Diploma w/o College Degree	70.8%	70.2%
Less than 12th Grade Education	3.7%	5.7%
Economically Disadvantaged Full-Time Secondary Students	7.3%	29.3%

Cost Per Student <sup>2</sup> (FY 09)	Technology Center District	Statewide
Average Cost Per FTE Enrollment in Full-Time Programs	\$5,320	\$8,026
Average Cost Per Enrollment in Bus. & Industry Programs	\$382	\$133



**District Population & Partner Schools <sup>1 & 3</sup>**

District population is 42,265 based on 2000 census data. School districts served include Choctaw-Nicoma Park, Harrah, Jones and Luther.

Financial Data <sup>2</sup> (FY 09)			
	Technology Center District	Technology Center %	Statewide %
<b>REVENUE</b>			
<b>General Fund Revenue</b>			
<b>Revenue</b>			
Local Funds	\$4,337,715	61.4%	65.1%
Local Ad Valorem	\$3,582,159	82.6%	83.2%
Adult Tuition	\$302,743	7.0%	10.4%
Local Other	\$452,813	10.4%	6.4%
State Funds	\$2,412,958	34.1%	30.3%
Federal Funds	\$318,251	4.5%	4.7%
<b>Total General Fund Revenue</b>	<b>\$7,068,924</b>	<b>100%</b>	<b>100.0%</b>
<b>Building Fund Revenue</b>			
Total Local Revenue	\$1,799,266	98.0%	
Local Taxes	\$1,765,165	98.1%	
Local Tuition/Fees	\$0	0.0%	
Local Other Sources	\$34,101	1.9%	
State	\$36,901	2.0%	
Federal	\$0	0.0%	
<b>Total Building Fund Revenue</b>	<b>\$1,836,167</b>	<b>100%</b>	
<b>TOTAL REVENUE: GENERAL FUND + BUILDING FUND = \$8,905,091</b>			
<b>EXPENDITURES</b>			
Classroom Activity & Instructional Support	\$3,625,118	66.0%	62.4%
Guidance & Counseling	\$93,444	1.7%	5.4%
General Administration	\$344,447	6.3%	2.5%
General Support	\$659,803	12.0%	12.4%
Student Transportation	\$103,110	1.9%	2.8%
Operation of Plant	\$659,499	12.0%	14.0%
Other Services	\$8,320	0.2%	0.4%
<b>TOTAL EXPENDITURES</b>	<b>\$5,493,740</b>	<b>100.0%</b>	<b>100.0%</b>

Definitions of all terms can be found in the glossary at the beginning of this document.

Data provided by the following sources:

<sup>1</sup> Office of Accountability, State of Oklahoma

<sup>2</sup> Oklahoma Department of Career and Technology Education, Technology Center Services Division

<sup>3</sup> Oklahoma Department of Career and Technology Education, Information Management Division

<sup>4</sup> Oklahoma Department of Education

<sup>5</sup> Technology Center

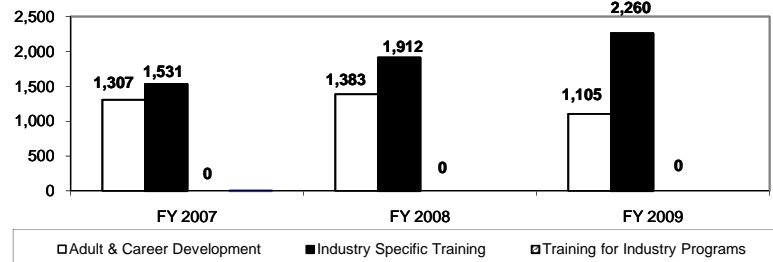
# EASTERN OKLAHOMA TECHNOLOGY CENTER PROFILE

## BUSINESS AND INDUSTRY SERVICES TRAINING<sup>3</sup>

### Business and Industry Services Course Statistics

Program Type (FY 09)	Number of Classes	Hours of Training
Adult and Career Development	229	5,894
Industry Specific Training	107	828
Training for Industry Programs	0	0
<b>Total All Programs</b>	<b>336</b>	<b>6,722</b>
<hr/>		
Total Adjunct Instructors:	106	
Total Businesses & Industries Served:	311	

### Business and Industry Services Training Enrollments



## FULL-TIME PROGRAMS (FY 09)<sup>3</sup>

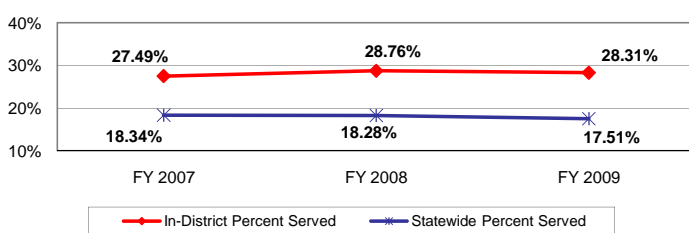
### Instructors (FY09)<sup>2</sup>

Full-Time Program Instructors	21
National Board Certified Instructors	-
Average Annual Salary for Instructors (base salary):	
10 month contract:	49,669
11 month contract:	48,975
12 month contract:	59,765

### Enrollment in Full-Time Programs



### Percent of Eligible 11th and 12th Graders Enrolled in Full-Time Programs



### Program Outcomes - Completion/Retention FY 09<sup>3</sup>

Technology Center			
Completion Status:	Secondary	Adult	All Students
Retained in Program/Completers	74%	91%	80%
Transfers	24%	5%	17%
Leavers	2%	4%	3%
Statewide			
Completion Status:	Secondary	Adult	All Students
Retained in Program/Completers	84%	86%	84%
Transfers	11%	4%	8%
Leavers	5%	10%	7%

### Program Outcomes - Placement FY 09<sup>3</sup>

Technology Center			
Placement Status:	Secondary	Adult	All Students
<b>Total Positive Placement</b>	96%	94%	95%
Military	2%	1%	1%
Employed Related	22%	52%	35%
Employed Not Related	2%	17%	8%
Continuing Education	71%	24%	51%
Unemployed Seeking	2%	4%	3%
Not in Labor Force	2%	2%	2%
Statewide			
Placement Status:	Secondary	Adult	All Students
<b>Total Positive Placement</b>	95%	90%	93%
Military	4%	1%	3%
Employed Related	20%	60%	37%
Employed Not Related	6%	10%	8%
Continuing Education	65%	18%	46%
Unemployed Seeking	3%	6%	4%
Not in Labor Force	2%	4%	3%

## PROJECTS AND UNIQUE ATTRIBUTES<sup>5</sup>

Serving area communities for 27 years, Eastern Oklahoma County Technology Center (EOCTC) serves approximately 600 students a year in 16 different program areas with expansions in the near future.

EOCTC has implemented new programs and services designed to meet the needs of secondary and adult students as well as the area's businesses and industry. In an effort to better impact the surrounding community, EOCTC has constructed a new Public Safety Training facility and established a Business and Industry Development Center. Housed in the Business and Industry Development Center, EOCTC has developed a business incubator with a goal of helping create and grow businesses in Eastern Oklahoma County.

Poised to be the leading technical training center in the state, EOCTC strives to meet the needs of Eastern Oklahoma County and the surrounding areas. EOCTC continues to grow in its established programs by embracing new and relevant technologies in order to train students for success in the workplace.

Secondary students living in the technology center district who attend a public, private, parochial, charter, or home school are eligible to attend tuition free.

Definitions of all terms can be found in the glossary at the beginning of this document.

Data provided by the following sources:

<sup>1</sup> Office of Accountability, State of Oklahoma

<sup>2</sup> Oklahoma Department of Career and Technology Education, Technology Center Services Division

<sup>3</sup> Oklahoma Department of Career and Technology Education, Information Management Division

<sup>4</sup> Oklahoma Department of Education

<sup>5</sup> Technology Center